




HIGH TEMPERATURE RADIAL LEADED CAPACITORS



KEY FEATURES

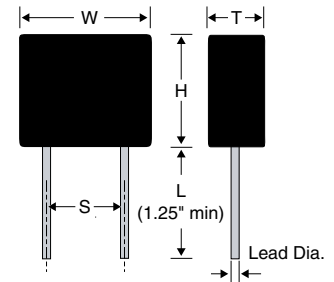
- For Use at Temperatures Up to 200°C
- Rated Working Voltages from 25V to 4KV
- Rugged Premolded Case with Hi-Temp Epoxy Fill
- Compact MLC Designs Utilizing Military Grade Ceramics
- Custom Sizes, Values, and Voltages Available

APPLICATIONS

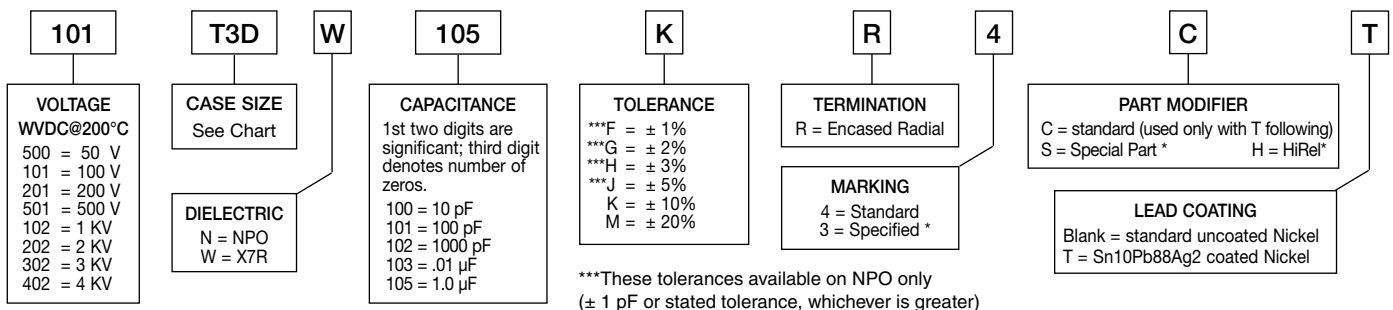
- For Use in High Temperature Applications, Such as:
 - Oil Well Logging (Downhole)
 - Geophysical Probes
 - Jet Engine Controls

DIELECTRIC CHARACTERISTICS

	NPO DIELECTRIC	X7R DIELECTRIC
TEMPERATURE COEFFICIENT:	0 ± 30 ppm / °C , -55 to 125°C	0 ± 15% , -55 to 125°C
CAP DROP AT 200°C:	minus 0.5% max	minus 45% max
DISSIPATION FACTOR:	.001 (0.1%) max, 1Khz, 25°C	.025 (2.5%) max, 1KHz, 25°C
INSULATION RESISTANCE: @25°C	1000 ΩF or 100 GΩ , whichever is less @ 25°C, WVDC	1000 ΩF or 100 GΩ , whichever is less @ 25°C, WVDC
INSULATION RESISTANCE: @200°C	1 ΩF or 100 MΩ , whichever is less @ 200°C, WVDC	1 ΩF or 100 MΩ , whichever is less @ 200°C, WVDC
DIELECTRIC STRENGTH:		
FOR 25 - 200 V RATINGS:	2.5 X WVDC, 25°C, 50 mA max	2.5 X WVDC, 25°C, 50 mA max
FOR 500 V RATINGS:	1.5 X WVDC, 25°C, 50 mA max	1.5 X WVDC, 25°C, 50 mA max
FOR 1 - 4 KV RATINGS:	1.2 X WVDC, 25°C, 50 mA max	1.2 X WVDC, 25°C, 50 mA max



HOW TO ORDER



Example: 101T3DW105KR4CT= Rated 100VDC @200°C. 1.0uF+/-10% X7R in T3D case with Sn10Pb88Ag2 coated nickel leads.

*Only assigned by factory

MECHANICAL CHARACTERISTICS / CAPACITANCE VS. VOLTAGE

Size Code		T	W	H	S	d Dia.	Maximum Capacitance									
		(max)	(max)	(max)	(+/-0.030")	(+/-0.002")		25V	50V	100V	200V	500V	1KV	2KV	3KV	4KV
T2A	in	0.100	0.200	0.200	0.100	0.020	NPO	223	153	103	822	222	152	102	331	101
	mm	(2.54)	(5.08)	(5.08)	(2.54)	(0.51)	X7R	334	184	104	563	273	103	332	471	121
T2B	in	0.100	0.200	0.200	0.170	0.020	NPO	223	153	103	822	222	152	102	331	101
	mm	(2.54)	(5.08)	(5.08)	(4.32)	(0.51)	X7R	334	184	104	563	273	103	332	471	121
T2C	in	0.100	0.200	0.200	0.200	0.020	NPO	223	153	103	822	222	152	102	331	101
	mm	(2.54)	(5.08)	(5.08)	(5.08)	(0.51)	X7R	334	184	104	563	273	103	332	471	121
T3A	in	0.100	0.300	0.300	0.200	0.020	NPO	683	563	333	183	153	103	332	122	391
	mm	(2.54)	(7.62)	(7.62)	(5.08)	(0.51)	X7R	105	824	394	224	124	123	472	102	221
T3B	in	0.150	0.300	0.300	0.200	0.020	NPO	823	823	563	473	273	153	472	222	681
	mm	(3.81)	(7.62)	(7.62)	(5.08)	(0.51)	X7R	125	105	824	474	224	563	223	332	102
T3C	in	0.250	0.320	0.300	0.200	0.020	NPO	823	823	563	473	273	183	103	472	152
	mm	(6.35)	(8.13)	(7.62)	(5.08)	(0.51)	X7R	155	105	824	474	224	124	473	123	222
T3D	in	0.275	0.350	0.400	0.300	0.020	NPO	124	104	683	563	473	333	153	822	332
	mm	(6.99)	(8.89)	(10.16)	(7.62)	(0.51)	X7R	225	185	105	564	334	274	104	223	472
T4A	in	0.250	0.420	0.400	0.300	0.025	NPO	154	124	104	683	563	393	183	103	272
	mm	(6.35)	(10.67)	(10.16)	(7.62)	(0.64)	X7R	335	225	125	684	474	334	124	273	562
T4B	in	0.300	0.450	0.500	0.300	0.025	NPO	224	154	124	104	683	563	333	123	392
	mm	(7.62)	(11.43)	(12.7)	(7.62)	(0.64)	X7R	395	275	225	105	564	564	224	473	103
T5A	in	0.100	0.500	0.500	0.400	0.025	NPO	334	184	104	823	473	333	123	472	152
	mm	(2.54)	(12.7)	(12.7)	(10.16)	(0.64)	X7R	475	225	125	564	334	104	393	103	222
T5B	in	0.150	0.500	0.500	0.400	0.025	NPO	334	274	224	124	753	683	223	103	332
	mm	(3.81)	(12.7)	(12.7)	(10.16)	(0.64)	X7R	475	395	275	155	684	224	823	223	562
T5C	in	0.200	0.500	0.500	0.400	0.025	NPO	334	274	224	154	104	823	333	153	472
	mm	(5.08)	(12.7)	(12.7)	(10.16)	(0.64)	X7R	475	395	275	225	105	394	154	393	103
T5D	in	0.250	0.500	0.500	0.400	0.025	NPO	334	274	224	154	104	104	393	183	562
	mm	(6.35)	(12.7)	(12.7)	(10.16)	(0.64)	X7R	475	395	275	225	105	474	184	473	123
T5E	in	0.300	0.520	0.500	0.400	0.025	NPO	334	274	224	154	104	104	393	183	682
	mm	(7.62)	(13.21)	(12.7)	(10.16)	(0.64)	X7R	475	395	275	225	105	564	224	563	153
T5F	in	0.375	0.550	0.600	0.500	0.025	NPO	394	274	224	184	124	104	563	223	103
	mm	(9.53)	(13.97)	(15.24)	(12.7)	(0.64)	X7R	475	395	335	225	125	105	334	104	223
T6A	in	0.375	0.650	0.700	0.600	0.025	NPO	474	334	274	224	184	154	823	333	153
	mm	(9.53)	(16.51)	(17.78)	(15.24)	(0.64)	X7R	565	475	395	335	225	125	474	124	333
T6B	in	0.300	0.620	0.500	0.500	0.025	NPO	394	274	224	184	124	104	563	223	103
	mm	(7.62)	(15.75)	(12.7)	(12.7)	(0.64)	X7R	475	395	335	275	185	684	274	683	183
T7A	in	0.200	0.700	0.400	0.500	0.025	NPO	334	274	184	154	124	823	333	153	472
	mm	(5.08)	(17.78)	(10.16)	(12.7)	(0.64)	X7R	475	335	275	225	155	474	154	393	103
T7B	in	0.300	0.720	0.700	0.600	0.025	NPO	684	474	334	274	224	184	823	393	183
	mm	(7.62)	(18.29)	(17.78)	(15.24)	(0.64)	X7R	106	825	685	475	225	125	474	124	333
T7C	in	0.375	0.750	0.800	0.700	0.025	NPO	684	564	474	394	334	274	124	473	273
	mm	(9.53)	(19.05)	(20.32)	(17.78)	(0.64)	X7R	106	825	685	475	395	225	684	224	473
T8A	in	0.350	0.820	0.700	0.700	0.025	NPO	684	564	474	394	334	224	124	473	273
	mm	(8.89)	(20.83)	(17.78)	(17.78)	(0.64)	X7R	126	106	825	475	335	225	684	224	473

(Minimum Nominal cap value = 10 pF NPO, 100 pF X7R)

Consult Factory for Sizes & Voltages Not Shown

(Standard lead material is nickel)